










- Charcoal 
- Vanilla 
- Mint 
- Palm 
- Cranberry 
- Thunder 
- Atlantic 
- Pecan 



S I G N A T U R E S E R I E S

Rise



Relaxer
with *MaxiComfort™*

True comfort resides here. Featuring "long stem" arm cushions and our plush 4-pillow waterfall back cushions combined with our patent pending MaxiComfort™ recline mechanism, which guarantees that perfect position with every experience!



Relaxer

S I G N A T U R E S E R I E S

Model Number	PR-756MC
Size	Medium
Weight Capacity	375 LB
Recline Positions	MaxiComfort
Standard Fabrics	8
Fabric Options	36
Chaise Seat	YES
Back Type	4 PILLOW
Head Rest Cover	YES
Arm Covers	NO
Battery Back Up	YES
Overall Width	36.5"
Overall Height	44"
Width Between Arms	20"
Floor to Top of Seat	19"
Seat Depth	21"
Seat to Top of Back	29"
Seat to Top of Arm	8"
Floor to Back Edge of Seat Raised	26.5"
Floor to Front Edge of Seat Raised	22"
Seat Angle Raised	15°
Floor to Top of Foot Rest Reclined	23"
Floor to Top of Back Reclined	21"
Back Angle Closed	100°
Back Angle Reclined	174°
Foot Rest Angle Closed	90°
Foot Rest Angle Opened	180°
Distance Required from Wall Reclined	25"
Extension Reclined from Back of Seat to End of Foot Rest	43"
Life Time Warranty, Chair Frame, Lift Frame, Recline Mechanism	YES
Warranty on Electrical Parts	3 YRS.
Pro Rated Years 4 Thru 7	YES
Warranty on Mechanical Labor	3 YRS.
Warranty on Electrical Labor	1 YR.
Removable Back	YES
Customizable	NO
Left Hand Control Available	YES
Extra Pocket Available	YES
Smart Tek System	NO

Sizes may vary depending on fabric, filling material, upholstery and carpet thickness. All measurements taken on concrete floor using levels and metal rulers.

Hand-blown, Overstuffed, Conjugated Microfiber Dacron Fill
SUPER SUPPORTIVE

Northern Maple Wood
• Double-doweled at Stress Points
• Reinforced Miter Blocks
• Stapled and Glued
STRONGEST IN THE INDUSTRY

2" of Block Foam
EXTRA COMFORT

Quick Release Hand Control
EASY DISCONNECT


Rear Landing Legs
EXTRA STABILITY

5 Heavy Gauge Springs
LONG LASTING FOR INCREDIBLE COMFORT

Widest Fabric Selection in Industry
FITS IN ANY HOME DÉCOR

10 Gauge Steel Scissor Mechanism
STRONG & LONG LASTING

Adjustable Anti-Skid/Scrape Feet
STABILITY & SUPPORT



501 Medium shown



501 M shown



501 M shown



501 M shown

Golden Craftsmanship

Each luxury lift & recline chair is hand crafted in our facility using decades of motion furniture experience.

Added Comfort and Safety

Designed to perform year after year using advanced technology backed by the best warranty.

Smart Engineering

Smooth, quiet lifting system offers a secure lift for the best performance.



Maxi Comfort™



Literature is current at time of printing. Company reserves the right to make changes.



Our chairs meet some of the toughest safety standards ever. Our entire chair meets ETL (Electrical Testing Lab) standards to ensure electrical safety. ETL is a nationally recognized, third party testing facility.



GOLDEN
technologies