









- Charcoal 
- Vanilla 
- Mint 
- Palm 
- Cranberry 
- Thunder 
- Atlantic 
- Pecan 



S I G N A T U R E S E R I E S

Rise



Royal

Tastefully designed, featuring our 3-pillow waterfall back cushion with our plush arms and soft seat cushion.



Rise Roll Rest Ride

YOUR LIFE IN MOTION



GOLDEN
technologies

Royal

S I G N A T U R E S E R I E S

| | |
|--|----------|
| Model Number | PR-752 |
| Size | Medium |
| Weight Capacity | 375 LB |
| Recline Positions | 3 |
| Standard Fabrics | 8 |
| Fabric Options | 36 |
| Chaise Seat | YES |
| Back Type | 3 PILLOW |
| Head Rest Cover | YES |
| Arm Covers | YES |
| Battery Back Up | YES |
| Overall Width | 32.5" |
| Overall Height | 44" |
| Width Between Arms | 21" |
| Floor to Top of Seat | 19.5" |
| Seat Depth | 21" |
| Seat to Top of Back | 28" |
| Seat to Top of Arm | 6" |
| Floor to Back Edge of Seat Raised | 27.5" |
| Floor to Front Edge of Seat Raised | 23.5" |
| Seat Angle Raised | 15° |
| Floor to Top of Foot Rest Reclined | 23.5" |
| Floor to Top of Back Reclined | 33" |
| Back Angle Closed | 115° |
| Back Angle Reclined | 145° |
| Foot Rest Angle Closed | 90° |
| Foot Rest Angle Opened | 180° |
| Distance Required from Wall Reclined | 19" |
| Extension Reclined from Back of Seat to End of Foot Rest | 42" |
| Life Time Warranty, Chair Frame, Lift Frame, Recline Mechanism | YES |
| Warranty on Electrical Parts | 3 YRS. |
| Pro Rated Years 4 Thru 7 | YES |
| Warranty on Mechanical Labor | 3 YRS. |
| Warranty on Electrical Labor | 1 YR. |
| Removable Back | YES |
| Customizable | NO |
| Left Hand Control Available | YES |
| Extra Pocket Available | YES |
| Smart Tek System | YES |

Sizes may vary depending on fabric, filling material, upholstery and carpet thickness. All measurements taken on concrete floor using levels and metal rulers.

Hand-blown, Overstuffed, Conjugated Microfiber Dacron Fill
SUPER SUPPORTIVE

Northern Maple Wood
• Double-doweled at Stress Points
• Reinforced Miter Blocks
• Stapled and Glued
STRONGEST IN THE INDUSTRY

2" of Block Foam
EXTRA COMFORT

Quick Release Hand Control
EASY DISCONNECT


Rear Landing Legs
EXTRA STABILITY

5 Heavy Gauge Springs
LONG LASTING FOR INCREDIBLE COMFORT

Widest Fabric Selection in Industry
FITS IN ANY HOME DÉCOR

10 Gauge Steel Scissor Mechanism
STRONG & LONG LASTING

Adjustable Anti-Skid/Scrape Feet
STABILITY & SUPPORT



501 M shown



501 M shown



501 M shown



501 M shown

Golden Craftsmanship

Each luxury lift & recliner chair is hand crafted in our facility using decades of motion furniture experience.

Added Comfort and Safety

Designed to perform year after year using advanced technology backed by the best warranty.

Smart Engineering

Smooth, quiet lifting system offers a secure lift for the best performance.



Smart Tek

Our luxury lift & recliners are equipped with electronics able to assure a secure lift every time you need it.



Battery Backup System

Safety System

Batteries not included. Safety System is designed to bring chair from recline to seated position in the event of a power outage.



Literature is current at time of printing. Company reserves the right to make changes.



Our chairs meet some of the toughest safety standards ever. Our entire chair meets ETL (Electrical Testing Lab) standards to ensure electrical safety. ETL is a nationally recognized, third party testing facility.

