

IMPERIAL HARDWARE FOR INSTALLATION



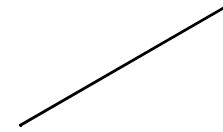
000.00423
DROP-IN HILTI ANCHOR 3/8-16
(HILTI PART #HDI 3/8-16
00336426)



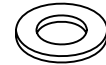
000.00427
FLUSH MOUNT DROP-IN HILTI ANCHOR 3/8-16
(HILTI PART #HDI-L 3/8-16
00283609)



000.00428
DROP-IN HILTI ANCHOR 3/8-16
FOR HOLLOW CORE PRECAST CONCRETE SLAB
(HDI-P 3/8-16 00243554)



000.00394
THREADED ROD 3/8-16 X 10 ft LONG



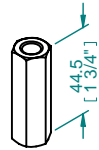
000.00430
FLAT WASHER 3/8" BOLT



000.00405
NUT 3/8-16 ZINC




000.00402
STOVER LOCKNUT 3/8-16 ZINC



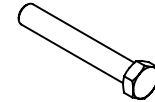
000.00410
COUPLING NUT 3/8-16 ZINC



000.00357
3/8-16 X 1 HEX ZINC



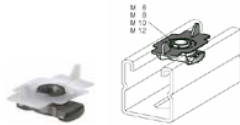
000.00381
3/8-16 X 2 HEX ZINC



000.00385
3/8-16 X 2 1/2 HEX ZINC



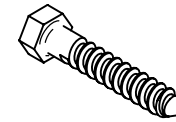
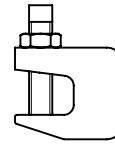
000.00424
SADDLE NUT
(HILTI PART #MQA-F 3/8-16
00377885)



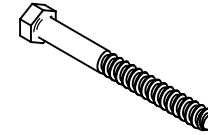
000.00426
STRUT NUT
(HILTI PART #MQM-F 3/8-16
00377882)




000.00412
BEAM C-CLAMP 3/8-16



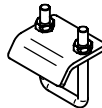
000.00695
LAG BOLT 1/4 X 1 1/2 HEX ZINC



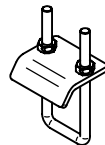
000.00740
LAG BOLT 3/8 X 4" ZINC



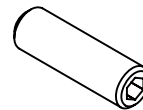
700.11090
PRESSURE NUT 3/8-16



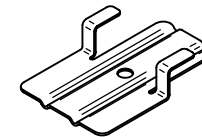
000.00500
BEAM CLAMP 1 5/8
(HILTI PART #SBC 1-5/8
00258316)



000.00505
BEAM CLAMP 2 7/16
(HILTI PART #SBC 2-7/16
00314330)



000.00346
SETSCREW 3/8 -16 X 1-1/4 ZINC



HILTI INSTA BACK
000.01290 - 1/2"
000.01295 - 5/8"

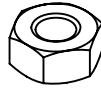
METRIC HARDWARE FOR INSTALLATION



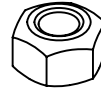
DROP-IN HILTI ANCHOR M10 X 40
(HILTI PART #HKD-E M10 X 40
00252963)



FLUSH MOUNT DROP-IN HILTI ANCHOR M10
(HILTI PART #HKD-S M10 X 40
00242869)



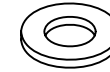
000.04400
NUT M10 ZINC



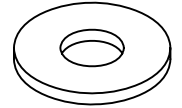
000.04416
STOVER LOCKNUT M10 ZINC



000.04425
LOCK WASHER 10MM ID ZINC



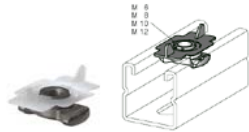
000.04430
FLAT WASHER 10MM ID ZINC



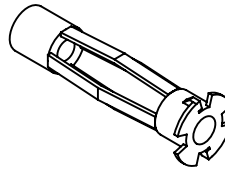
000.04875
FLAT WASHER 12MM ID ZINC



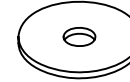
000.04357
SADDLE NUT
(HILTI PART #MQA-M10
00369630)



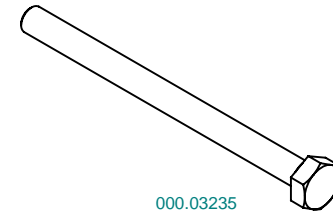
000.04358
STRUT NUT
(HILTI PART #MQM-M10
00369626)



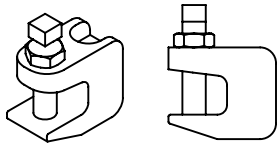
000.00660
EXPANDABLE ANCHOR FOR GYPSUM
(USE WITH M6 SCREW)



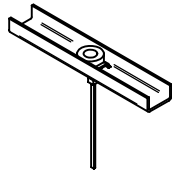
000.03450
FLAT WASHER M6 ZINC (25 OD)



000.03235
VIS M6 X 80 HEX ZINC



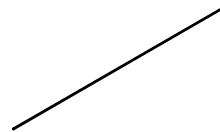
BEAM C-CLAMP M10
(HILTI PART #MAB 11 M10
03759578)



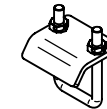
700.11095
PRESSURE NUT M10



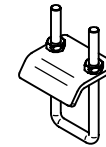
001.11095
PRESSURE NUT FOLDABLE



000.04385
THREADED ROD M10 X 3M LONG.

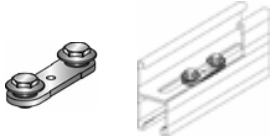


BEAM CLAMP 41MM
(HILTI PART #MQT 21-41
00369675)



BEAM CLAMP 82MM
(HILTI PART #MQT 41-82
00369676)

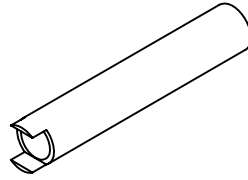
COMMON HARDWARE AND TOOLING FOR INSTALLATION



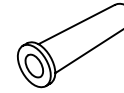
000.00490
STRUT TIES
(HILTI PART #MQZ-SS
00369691)




005.00495
WRENCH FOR STRUT TIES
(HILTI PART #MQZ-SVS WRENCH
00369693)



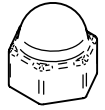
005.11090
TOOL FOR PRESSURE NUT
(3/8-16 AND M10)



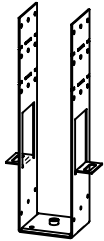
000.00655
PLASTIC ANCHOR #10-12



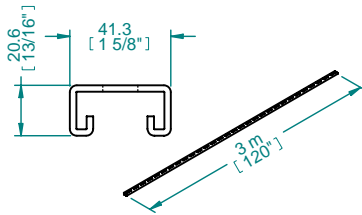
000.00645
TAP SCREW ST4.8 X 19 PHILLIPS
(TAP SCREW #10 X 3/4 PHILLIPS)



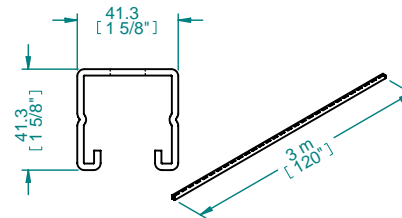
000.00398
PLASTIC CAP 3/8-16 WHITE



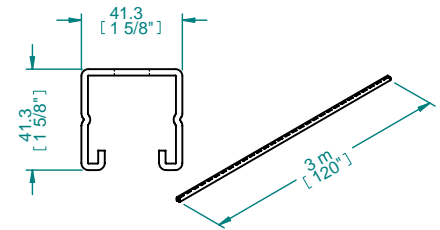
203.11190
"U" BRACKET FOR WOOD JOIST



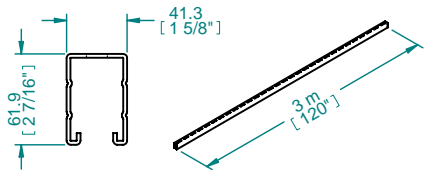
000.01205
HILTI STRUT 13/16" - 10' LG
HILTI STRUT 21mm - 3m LG
WHITE PAINTED



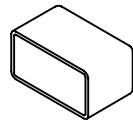
000.01230
HILTI STRUT 1 5/8" - 10' LG
HILTI STRUT 41mm - 3m LG
(GALVANIZED STEEL)



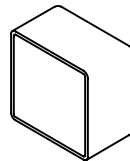
000.01235
HILTI STRUT 1 5/8" - 10' LG
HILTI STRUT 41mm - 3m LG
WHITE PAINTED



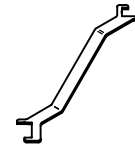
000.01238
HILTI STRUT 2 7/16" - 10' LG
HILTI STRUT 62mm - 3m LG
(GALVANIZED STEEL)



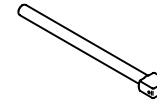
000.01215
WHITE CAP FOR
21mm [13/16"] HILTI STRUT



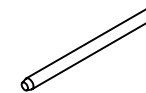
000.01217
WHITE CAP FOR
41mm [1 5/8"] HILTI STRUT



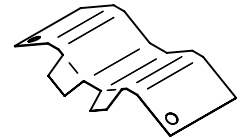
005.11100
LOCK-UNLOCK TOOL



005.11120
SPRING PIN TOOL



000.01805
DOWELL PIN ø2 X 30
FOR TOOL #005.11120



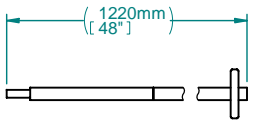
005.11110
BRACKET REMOVING TOOL

HARDWARE & TOOLING



005.00080
TE-CX Ø1/2" X 18"
CARBIDE TIPPED BIT FOR CONCRETE
(HILTI PART #00205355)

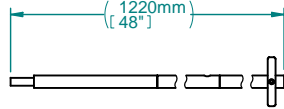
005.00030
DRILL BIT HILTI Ø1/2" - 42" LG



005.00050
SETTING TOOL FOR HDI Ø3/8"
48" LONG




005.00070
TE-CX Ø1/2" X 6"
CARBIDE TIPPED BIT FOR CONCRETE
(HILTI PART #00205352)



005.00052
SETTING TOOL FOR HDI Ø3/8"
48" LONG, SEPARABLE IN TWO PARTS



005.01033
DRILL BIT Ø3.3
FOR SPRING PIN
#000.00810

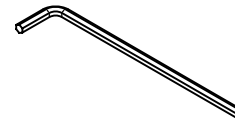


000.02690
ALLEN KEY 5MM LONG

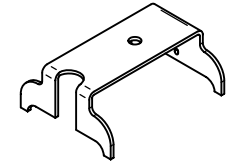


005.00045
HST 3/8 HAND SETTING TOOL
(HILTI PART #00032979)

005.00045.00
MACHINED PUNCH END



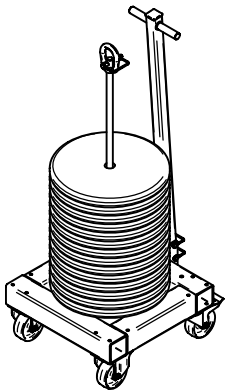
000.03280
ALLEN KEY 6MM LONG



005.00010
BRACKET ADAPTOR FOR PM-22 LASER



000.03975
ALLEN KEY 8MM SHORT



700.12500 - LOAD TEST 750LB (340KG)
700.12540 - LOAD TEST 900LB (408KG)
700.12550 - LOAD TEST 1250LB (567KG)



700.00092
HOIST 1500LB + TRACK TROLLEY KIT

SWL STICKER

SWL STICKER FOR TRACKS

- 200KG - 001.1270X
- 270KG - 001.1271X
- 360KG - 001.1272X
- 450KG - 001.1273X