



Hoyer HPL402 and C-HLA-2 Lifter

HOYER[®]

Patient Handling



 **SUNRISE
MEDICAL[®]**

www.sunrisemedical.com

Hydraulic Patient Lifters

Safety, Comfort and Value from the First Name in Patient Lifters

For more than 50 years, Hoyer lifters have defined the lifter category. From Ted Hoyer's early designs in the 1950's to more efficient models built with modern designs and materials, the Hoyer name has always stood for innovation.

Today's lifters use state-of-the-art ergonomic design and quality components. The result—a lifter that you can always depend on.


Your best value: our top manual hydraulic lifter



- Contemporary painted design
- Ergonomically placed hydraulic pump handle is easy to use
- Pump handle rotates, allowing operation from either side of lifter
- Adjustable U-legs for easier seating or toileting
- Disassembles for easy storage
- 400 lb. patient capacity
- Priced for reimbursement

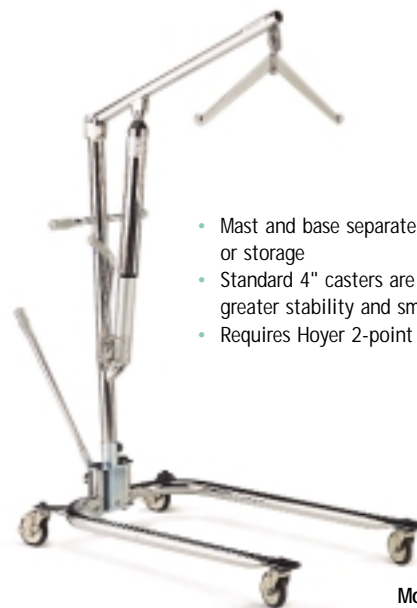
Model HML400

Choose either of our quality chrome classics



- Innovative 6-point cradle works with an array of Hoyer slings, including 4-point and 2-point slings
- Extended reach means floor pick-up capabilities
- Adjustable legs
- Cradle design minimizes sway
- 400 lb. patient capacity
- Long-wearing chrome finish maintains appearance in rental fleets

Model C-HLA-2



- Mast and base separate for easy travel or storage
- Standard 4" casters are offset for greater stability and smooth operation
- Requires Hoyer 2-point sling

Model C-HLA

Power Patient Lifters

Your heavy-duty alternative



- High quality, economical 600 lb. capacity power lift that meets the needs of more patients
- Power operated base allows the legs to be positioned where you need them
- Base clearance of 4.5" fits under most beds
- Directional wheel guide for straight steering
- Ergonomic design makes patient transfers simple
- Long, padded handles offer various grip choices for users of different heights
- Floor pick-up capability helps prevent caregiver strain
- Emergency stop, power and manual lowering and audible low-battery warning provide safety
- 4-point cradle design minimizes patient sway

Model HPL600

Choose the deluxe power lifter



- Smooth, quiet transfer reduces patient anxiety
- Innovative 6-point non-sway cradle offers extra stability
- Cradle design works with Hoyer 4-point and 2-point slings
- Adjustable U-base
- Built-in emergency stop button
- Manual release for emergency lowering
- Ergonomic handle grips for easier positioning
- Improved patient legroom with reverse-mounted actuator
- Leg guards and caster bumpers prevent wall and furniture damage
- 400 lb. patient capacity

Model HPL402

No-strain lifting in a chrome classic



- Powered lifting provides more focus on the person being lifted
- Institutional chrome finish
- Adjustable U-base with 5.5" clearance
- Innovative 6-point cradle
- 400 lb. patient capacity

Model P-C-HLA-2

Simplify transfers for those who have trouble standing









- Stand-up lifting less stressful for residents
- Natural standing motion with arc-lifting design
- Secure and comfortable sling adds support
- Extra-long padded knee supports adapt to patients of varying heights
- Adjustable U-base spreads around chairs or commode for best access
- 297 lb. patient capacity

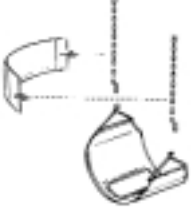

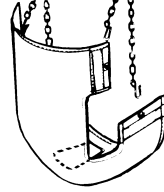

Model PRO300








Hoyer 4-Point Slings

U-Sling, padded	U-Sling, padded with head support	One-Piece Sling with positioning strap	One-Piece Commode Sling with positioning strap	Bath Sling, nylon mesh with head support	Bath Sling, nylon mesh
Durable, polyester with closed-cell foam padding for comfort.	Durable polyester with closed-cell foam padding for comfort, and nylon head support.	Provides easy position adjustment of patient. Durable polyester with closed-cell foam padding for comfort.	Aperture for toileting without having to remove sling. Provides easy position adjustment of patient. Durable polyester with closed-cell foam padding for comfort.	Fast draining and drying nylon mesh for bathing	Fast draining and drying nylon mesh for bathing
					
70000 X-Large 70001 Large 70002 Medium 70003 Small Shipping weight: 3 lbs. (1.4 kg)	70010 X-Large 70011 Large	70051 Large 70052 Medium 70053 Small Shipping weight: 2 lbs. (.9 kg)	70056 Large 70057 Medium 70058 Small Shipping weight: 2 lbs. (.9 kg)	50025 Large 50026 Medium 50027 Small Shipping weight: 3 lbs. (1.4 kg)	50020 X-Large 50021 Large 50022 Medium 50023 Small Shipping weight: 2 lbs. (.9 kg)

Hoyer 2-Point Slings

			
Travel Seat with Back 9 shown	Comfort Seat with Head Support 111 shown	Mid-Back Seat 113 shown	Split Commode Mid-Back Seat 127 shown

Replacement Chains and Straps for 2-Point Slings

	Full-Length Chains For slings 112, 113, 117, 118: order part 133-S-C (set of two)					
	Full-Length Web Straps For slings 110, 111, 114, 115, 127: order part WC (set of two)					
	Chains for Hoyer Classic Pool Lifter For slings 112, 113, 117, 118: order part 133-S-C-SP (set of two)					
	9 Link Chains For slings 112, 113: order part 132-S-C (set of two)					
	Chains for Travel Seat Slings For sling set 9: order set 134-S-C (set of two)					
				Solid Seat	Commode Seat	
				Dry Slings Polydura	Bathing Slings PolyMesh	
					Dry Slings Polydura	
					Bathing Slings PolyMesh	
		Chain attachment				
		Travel Seat Seat, back, set of two chains	----	----	9-P	9-D
		Comfort seat with modified head support One piece high-back seat, set of two chains	118-P	118-D	117-P	117-D
		Mid-Back Seat One-piece mid-back seat, set of two chains	112-P	112-D	113-P	113-D
		Web Strap Attachment				
		Comfort seat with head support One-piece high-back seat, wire insert, set of two web straps	110-P	110-D	111-P	111-D
		Mid-Back Seat One-piece mid-back seat, no head support, set of two web straps	114-P	114-D	115-P	115-D
		Split commode seat with head support	----	----	127-P	127-D

Hoyer Classic Pool Lift



- Great support for easier recreation and therapeutic swimming
- Hydraulic power can be used anytime
- Full 62" lifting range and 360° swivel helps place any user gently below water
- Heavy-duty steel construction supports up to 400 lbs.
- Solid stainless steel resists corrosion in humid environments
- Includes 112-D sling

Hoyer Digital Scales



- Fast, easy to use and accurate
- Simple push-button operation
- Digital readout up to 600 lbs. (273 kg)
- Battery life: Approximately 3,000 readings
- Powered by 9v battery
- 7 lb. shipping weight
- Fits following lifter models:
Manual: HML400, C-HLA-2, C-HLA
Power: HPL402, P-C-HLA-2


Note: 600 lb. capacity of scale will not increase lifting ability of 300 lb. capacity lifters.

Lifting Solutions for the Home

Sunrise Medical offers lifting solutions designed for use in the home. Ask for more information about these Guardian® homecare products:



Guardian Voyager with Easytrack™ Portable Ceiling Lift



Guardian Tublift Model 040-0121AC

	Max Wt. Capacity	Lift Range of Boom	Width	Length	Base Clearance	Finish	Shipping Wt.
Manual Hydraulic							
HML400	400 lbs. (182 kg)	28"-77" (71-196 cm)	24"-42.5" (61-108 cm)	43.5" (110 cm)	5.5" (14 cm)	Painted Tan	84 lbs. (38 kg)
C-HLA-2	400 lbs. (182 kg)	29"-74.5" (74-189 cm)	24"-39.5" (61-100 cm)	41" (104 cm)	5.5" (14 cm)	Chrome	80 lbs. (36 kg)
C-HLA	400 lbs. (182 kg)	30.5"-78" (77-198 cm)	24"-39.5" (61-100 cm)	41" (104 cm)	5.5" (14 cm)	Chrome	80 lbs. (36 kg)
Power Lifters							
HPL402	400 lbs. (182 kg)	28"-77" (71-196 cm)	24"-42.5" (61-108 cm)	43.5" (110 cm)	5.5" (14 cm)	Painted Tan	88 lbs. (40 kg)
P-C-HLA-2	400 lbs. (182 kg)	29"-74.5" (74-189 cm)	24"-39.5" (61-100 cm)	41" (104 cm)	5.5" (14 cm)	Chrome	104 lbs. (47 kg)
HPL600	600 lbs. (273 kg)	23"-63" (58-160 cm)	26"-47" (66-119 cm)	49" (125 cm)	4.5" (10 cm)	Painted Tan	150 lbs. (68 kg)
Pro300 Stand-Aid*	297 lbs. (135 kg)	44"-64" (112-163 cm)	24"-48" (61-122 cm)	46"-48" (117-122 cm)	4.0" (10 cm)	Painted White	132 lbs. (45 kg)
*Powered stand-aid includes (1) long-back sling, (1) battery, (1) charger							
Pool Lifter							
Classic Pool Lift	400 lbs. (182 kg)	62" (157 cm)				Stainless Steel	65 lbs. (30 kg)