



Now that all the features of the Zoom HMV™ have zipped by, take a look back over your shoulder. What do you see? Sleek lines, cool colors, and fresh design that says this is something new... and very special.

Make the choice that's right for the inside, outside, and wild side... the Zoom HMV.



For the inside, outside, and wild side.



Yes, you can.™

Invacare Corporation [www.invacare.com](http://www.invacare.com)


**USA**  
One Invacare Way  
Elyria, Ohio  
44035-4190  
(800) 333-6900

**Canada**  
570 Matheson Blvd. E.  
Unit 8  
Mississauga, Ontario  
L4Z 4G4 Canada  
(800) 668-5324

Invacare is a registered trademark and the blue medallion design, HMV & design, and Yes, you can. are trademarks of Invacare Corporation. Specifications are subject to change with out notification.

Patent Pending.  
© 2004 Invacare Corporation

Form No. 03-080  
05/04



"Invacare says 'Yes, you can,' and I couldn't have said it better myself."



Yes, you can.™

The Invacare® Zoom HMV is not intended for street or highway use.



## On your mark, get set... Zoom HMV™!



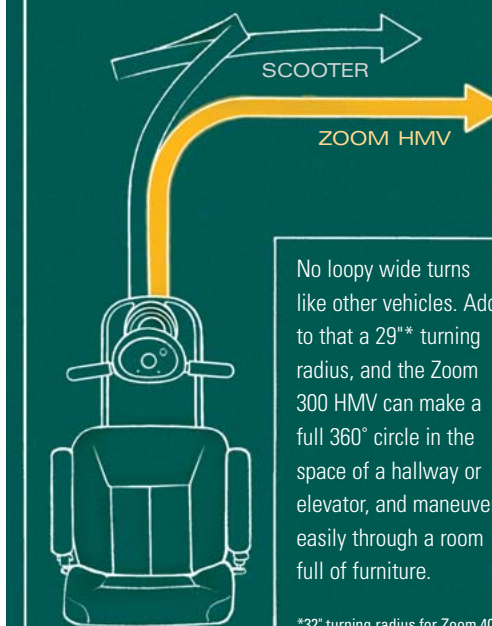
What happens when smart engineering meets fresh style? The Invacare® Zoom HMV™, short for Highly Maneuverable Vehicle. More versatile, maneuverable, and

fun. It moves effortlessly between indoors and outdoors, over grass, gravel, carpet, or tile. It can zoom up an 8° incline, across thresholds, and through standard doorways.

Next stop? Any place! Settle into the generous, deluxe-padded swivel seat. Adjust the arms. Grab the multi-position tiller and you're on your way to the restaurant, the garden, the neighbor's living room, or the mall.\*

### The turning point: better engineering.

In this innovative patent pending center-wheel drive design, the front and rear wheels are positioned much closer together and centered beneath the chassis. As you move the tiller, the rear wheels track closely to the front, to make a sharp, natural turn.



No loopy wide turns like other vehicles. Add to that a 29\*\* turning radius, and the Zoom 300 HMV can make a full 360° circle in the space of a hallway or elevator, and maneuver easily through a room full of furniture.

\*32" turning radius for Zoom 400 HMV.

\*The Invacare® Zoom HMV is not intended for street or highway use.



## *Zoom* 400

Fuller-featured for indoors and out, a take-apart frame for on the go, and designed for comfort with a 400 lb. capacity.



## *Zoom* 300

Maneuverability indoors, performance outdoors, and designed for a simple, sure, and comfortable ride.

**Everything you need to maintain your active lifestyle.**

The Zoom 400 HMV™ delivers all our most-requested features – and more. More transportability. More flexibility. More comfort.

- 32" turning radius
- Take-apart-frame makes transporting easy.
- U1 batteries for 18-23 mile range with easy-reach on-board charger port
- 0-5 ½ mph speed range, speed control knob
- 18" and 20" Deluxe Vinyl Seats for comfort, 17", 18", 19" heights
- Front light and basket
- 400 lb. weight capacity

The Zoom 300 HMV™ is the indoor-outdoor choice that makes it easy to have the freedom you're looking for.

- 29" turning radius
- 0-4 ½ mph speed range, speed control knob
- 16-18" seats
- Seat height adjustment – 17", 18", 19"
- On-board battery charger
- 300 lb. weight capacity

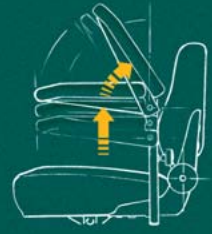
## COMFORT FEATURES



Adjustable arm width to 29."



Comfortably contoured swivel seat.



Swing away,  
Padded adjustable arm height.



Fully adjustable, quick release steering tiller.

### Comfort and performance are standard features on the Invacare® Zoom HMV™

Every detail is designed around the driver. From a more comfortable seat to simpler handling to easy-charge batteries, the Zoom HMV makes every trip a pleasure trip.



## PERFORMANCE FEATURES



Precision controls ensure smooth operation.



Foam filled tires are flat-proof.



Power cord plugs directly into the Zoom HMV™ on-board charger.

### SPECIFICATIONS

	300	400
<b>Dimensions</b>		
Overall width	22½"	24"
Overall length	44"	46"
Seat style	Deluxe Vinyl	Deluxe Vinyl
Seat depth	16", 17", 18"	18" 19", 20"
Seat width	16", 18"	18", 20"
Seat back height	15", 17"	17", 19"
Seat height	17", 18", 19"	17", 18", 19"
Arm width	16" - 24"	18" - 26"
Arm height	7" - 9"	7" - 9"

<b>Tires</b>		
Front tire size	7" x 2"	8" x 2"
Rear tire size	8" x 3"	10" x 3"

<b>Weight</b>		
Base section	71 lbs.	101 lbs.
Base section front	NA	53 lbs
Base section rear	NA	48 lbs.
Seat and arms	31 lbs.	38 lbs.
Batteries	18 lbs. (pair)	46 lbs. (pair)
Total weight	120 lbs.	185 lbs.
Weight limit	300 lbs.	400 lbs.

	300	400
<b>Mechanical/Performance</b>		
Speed range	0 - 4½ mph	0 - 5½ mph
Turning radius	29"	32"
Incline capability	8°	8°
Ground clearance	3½"	4½"
Charger	on-board	on-board
Battery size	12 Ah	U1
Battery range	10 -12 miles*	18 - 23 miles*

<b>Limited Warranty</b>		
Frame	36 months	36 months
Electronics	18 months	18 months
Transaxle	18 months	18 months

<b>Accessories</b>		
Front basket	S	S
Seat positioning strap	S	S
Safety flag	0	0
Rear basket	0	0
Oxygen holder	0	0
Walker holder	0	0
Crutch & cane holder	0	0

0 - optional S - standard

### Colors

Candy Red Pearl

Deep Blue Pearl

\*The Invacare® Zoom HMV is not intended for street or highway use.

### Accessories

Safety flag



Rear basket



Oxygen holder



Walker holder



Crutch and cane holder



### Choose the ride with a proven track record.

For generations Invacare researchers, engineers, and designers have set the standards of excellence in mobility. Owners and providers alike trust the quality and ingenuity that's brought generations of continuous improvements to meet changing needs.

Excellence goes beyond the hardware at Invacare. We make every part of the ownership experience better. From provider programs that make owning a Zoom HMV easier, to provider service and maintenance contracts for peace of mind, Invacare does it all. And we're always here to handle your questions and comments. Just call!

So remember, there are imitators... and there's Invacare. Only Invacare says, "Yes, you can!"™