

Client Name:			PO#	Date:
Age:	Height	Weight	Dealer:	
Address:			Dealer Contact:	
City, St, Zip:			Address:	
Phone:			City, St, Zip:	
Facility:			Phone:	
Therapist:		Phone	Fax:	

### GRANSTAND® III Hydraulic Assisted Standing Frame KIDSTAND III

All Granstand/Kidstand Standing Systems include our NO TRANSFER DESIGN, eliminating the risk of injury from transfers and lifting and allow the client to stand directly from their mobility product. The Granstand III's innovative base design allows lifting from the wheelchair, bed, mat table or other surfaces and re-seating them safely and properly onto any of these surfaces.

**Standard Features include:** Expandable transport base with 3" plastic casters, height and depth adjustable chest pad, adjustable height clear table top, width and depth adjustable foot positioners, pull-to-place seat sling and depth adjustable knee pad.

Granstand III fits client height: 5'6" - 6'5" .....Standard.....  Kidstand III fits client height: 3'6" - 4'8".

Granstand III fits client height: 4'6" - 6'5" .....Requires Mobile Foot System.....  Kidstand III fits client height: 3' - 4'8".

Pump Handle:  Right  Left **Frame Color Choices:**  Black  Red  Blue  Granite  Midnight Purple

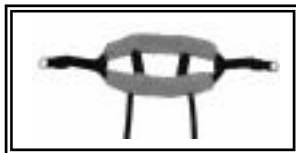
#### Seat Sling Style:

**Web Sling (Standard):** Easy to use pull-to-place sling in 2" black nylon webbing.

**Sheepskin Sling Cover:** Genuine sheepskin cover with Velcro attachments.

**Pocket Seat Sling Cover:** Open pocket design allows for additional padding of the sling as desired.

**Vinyl Seat Sling:** One piece vinyl pull-to-place seat sling allows greater surface contact and ease of cleaning.



#### Lower Extremity Positioning:

**Standard Foot Pads:** Width and depth adjustable. (Products are not mobile in use with this item.)

**Height-Adjustable Mobile Foot Support System:** Adjusts in width, depth, height, toe in and toe out. Allows for proper adjustment of the foot positioners to the height of the footplates of the wheelchair. Supplies maximum growth potential and height adjustment, plus allows the Granstand III to be moved while in use.

**Multi-Adjustable Mobile Foot Support System:** Adjusts in width, depth, height, toe in, toe out and individual adjustments for planter-flexion or dorsi-flexion contractures and exact foot positioning. Supplies maximum growth potential and height adjustment, plus allows the Granstand III to be mobile while in use.

**Standard Knee Pad:** Depth and height adjustable one piece padded knee support.

**Multi-Adjustable Knee System:** Tool free mechanism easily adjusts in height, width, and depth for optimum lower body positioning. Independent width positioning allows for proper placement of the knee pad and fast adjustment for multiple client use.

**Roho Knee Pads:** Used with the Multi-Adjustable Knee System this option offers additional padding for clients with special positioning needs such as contractures.

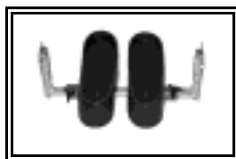
**Foot Straps:** Velcro straps for additional assistance in specific foot positioning.

**Calf Strap:** Attaches to the knee system to supply additional securement of the lower extremities.

**Foot Risers:** Available in 1.5" high increments (for standard foot system only).



Standard Foot Pads



Ht. Adj. Foot System



Multi-Adj. Foot System



Std. Knee Pad



Multi-Adj. Knee System



Roho Knee Pads



**PRIME ENGINEERING** 4838 W JACQUELYN AVE, #105, FRESNO, CA 93722 1-800-827-8263

A Division of Axiom Industries Inc. Fax (800) 800-3355 E-mail info@Primeengineering.com Web site: www.primeengineering.com

**Positioning Options:**



Chest Belt



Padded Chest Belt



Contoured Body Pad



Lateral Chest Supports




Contoured Body Pad with Lateral Supports



Contoured Body Pad with Lateral Supports and Quick Release Padded Support Belt

**Base Upgrades:**

Steel Caster Upgrade 

Quad Pump Handle 

Wide Frame

**Tray Options:**

Padded Tray Cover

Opaque Tray Overlay

Tray Edging

Tray Easel

Clear Tray Overlay

Custom Tray (see below)

**Client Measurements:**

A: Thorax Width \_\_\_\_\_"

B: Hip Width \_\_\_\_\_"

C: Hip to Knee \_\_\_\_\_"


D: Knee to Heel \_\_\_\_\_"

E: Shoe Size \_\_\_\_\_"

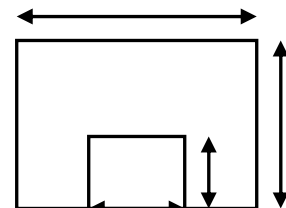
F: Shoulder Height: \_\_\_\_\_"

Note: All Measurements Assume Symmetrical Standing and Sitting Posture.

**Custom Tray Surface:** \_\_\_\_" Wide x \_\_\_\_" Deep *Standard Tray is 24"w x 18"d*



Please supply any information for cutouts or modification desired in this area or submit a template in paper or cardboard. Any written information should be referenced in the supplied area below.



**Special Needs:**

Prime Engineering is a leader in standing technology since 1984. We are proud of our products and our proven commitment to serving the needs of our customers. We have been serving the market with custom modifications and specially built standing equipment for many years and it is our commitment to continue to service our customers needs. We encourage you to call us with your special needs, questions, or any item that we may assist with in your standing program. Our engineering department and standing and positioning specialists will be happy to answer your question or assist you with the design and fabrication of a unit that meets your needs. If you have any special needs on this unit please list them in the following area and fax this information to us so that we may respond. Please supply as much information in the client measurement area of this form as possible to speed up the design process and or response time.

---



---



---



---



---



**PRIME ENGINEERING** 4838 W JACQUELYN AVE, #105, FRESNO, CA 93722 1-800-827-8263

A Division of Axiom Industries Inc. Fax (800) 800-3355 E-mail [info@Primeengineering.com](mailto:info@Primeengineering.com) Web site: [www.primeengineering.com](http://www.primeengineering.com)